

Dye Extraction from Mango Peel and Dyeing of Cotton, CVC and Viscose Fabric Using Extracted Mango Peel Dye and Natural Mordant

Mustak Sahariar Miraj, Moin Khan, Md. Ruhul Amin Khan Supto, Mohammad Ali

Department of Industrial and Production Engineering, Bangladesh University of Textiles, Dhaka, Bangladesh.

Corresponding Author: dr.mdalitex@gmail.com.

Received: December 10, 2024, **Accepted:** December 20, 2024, **Published:** December 24, 2024

Abstract

Natural dyes are environmentally suitable due to their ecology, minimum impact on the environment and pollution. It can be a substitute of chemical dyes which have some serious concerns about the environmental impact. The objective of this study is to extract natural dyes from mango peel and apply them on three different fabrics (cotton, Chief Value Cotton, Viscose) to compare which fabric is more suitable. Tannin extracted from tea leaf was used as natural mordanting agent. Both dye and mordant were extracted using a hot aqueous extraction method. Results shows that mango peel dye can be an effective and sustainable alternative to synthetic dyes with promising potential for application in textile processing. Moreover, the tannin extracted from tea leaves enhanced the dye's adherence to all three fabric types that shows good color fastness and durability.

Keywords: Natural dye, CVC Fabric, Natural Mordant, Mango peel.

1. Introduction

Dye is a chemical that is used to color fabrics, paper, leather, and other materials in such a way that the coloring is not easily affected by washing, heat, light, or other elements. The majority of dyes are organic compounds (i.e., they include carbon). The textile industry has long been a major contributor to environmental pollution due to the extensive use of synthetic dyes and chemical mordants. The effluent generated by the dyeing industry with much water would pollute the environment. The toxic waste created by synthetic dyes including hazardous effluents poses considerable environmental risks, including water contamination, releasing harmful chemicals and heavy metals into water bodies, which affect aquatic ecosystems and human health and soil degradation [2]. The textile industry has dependent on synthetic dyes for a long time due to their affordability and ability to produce a wide range of colors. But the environmental impact of synthetic dyeing process has become a serious threat. Awareness of these environmental issues are rising the interest in natural dyes has increased. Recently there has been a growing interest in sustainable and eco-friendly alternatives that can minimize environmental impact while maintaining the qualities of dyed fabrics. Natural dyes, derived from plant sources, present a promising solution by offering vibrant colors without the adverse environmental effects of synthetic dyes. Apart from their application in textiles, natural dyes are also used in the coloration of food, medicines, handicraft items and toys, and in leather processing [3]. Natural dyes and classification,

natural colorants' classifications, sources, extraction methods, application methods for different textile fibers, and pros and cons. The performance of natural dyes varies based on the type of fabric used. Cotton is a popular in natural dyeing studies because of its cellulose-based structure. It is known for its good absorbency and affinity for natural dyes especially when used with appropriate mordant [4]. There is comparative research on dye staff extraction from ash tree bark & leaves, shiso leaves, henna leaves, eucalyptus leaves, orange peel and Pomegranate peel as well as evaluation of dye quality, application of dye on fabric and related other parameters including environmental concerns [5]. A study on pomegranate peel. In this research, dyestuff extraction from the pomegranate peel was applied as potential source of a synthetic dye. It is a first step to investigate the tencel fabric samples through pomegranate peel dye [6]. Mango bark has been reported to be used on silk and cotton materials as a source of natural dyes and a wide range of colors have been produced using different mordants [7]. Progress has been made with the study in the use of extracted dye from mango leaves. It has a good scope for application on silk fabrics. Single & combined synthetic mordants were used for different color shades [8]. Aqueous extraction method was used for the extraction of dye from orange peels and applied on lyocell fabric with FeSO₄ & CuSO₄ as mordants. Aqueous extraction technique was also used for dye extraction from mango leaves & mango peels [9].

Mango peel is an abundant agricultural byproduct and it is frequently discarded as waste. However, its inherent pigmentation presents an opportunity for sustainable dyeing practices. Utilizing this resource not only addresses waste reduction but also capitalizes on its rich color-producing properties. Mango peel is an agricultural byproduct that has recently gained attention for its potential as a natural dye source. Mango peels are commonly discarded as waste. But they contain natural pigments such as flavonoids and polyphenols which can produce color when extracted. Studies have shown that the extraction of dye from mango peel using aqueous methods produces good results by producing yellow to orange colors that can be applied to many textile fibers [10]. It was discovered that the dyes taken from mango peel and leaves worked well as coloring agents when applied to cotton textiles. Mango leaves and mango fruit peel are two distinct natural sources from which dyes have been derived. More coloring material is present in dyes made from mango leaves than in colors made from mango peels. All of the dyes derived from different portions of the mango plant were successfully used to dye cotton fabric. Many researchers have explored that mango peel can be used as a natural dye. It can be applied on different types of fabrics [11]. The study shows that it can achieve good color strength and fastness properties if appropriate mordants are used. Shahid et al. found that fruit waste including mango peel can provide a sustainable source of natural dyes. The most challenging part in natural dyeing is ensuring the dye's adherence to the fabric. Mordants play an essential role in this process. Mordants are the substances that bind the dye to the fabric. There are many traditional mordants such as alum, copper sulfate, and chromium salts but those are chemical-based and pose environmental hazards similar to synthetic dyes. But natural mordants which are derived from plant sources are being researched as eco-friendly alternatives [12]. Tannins are widely recognized for their strong binding properties. It is a class of polyphenolic compounds found in many plants. Tea leaves are a rich source of tannins and have been used in textile dyeing for their ability to improve color fastness [13]. Studies have found that tannins from tea leaves act as effective mordants for natural dyes. It enhances the dye fixation to fibers and improve resistance to fading [14]. A study conducted by Pervaiz et al. found that tea tannin was used as a mordant with various natural dyes. It shows significant improvements in the durability of the dyed fabrics [15].

Previous researchers only used synthetic mordants in dyeing process. This study explores the potential of mango peel as a natural dye to find out the dyeing potential of mango peel on Cotton, Chief Value Cotton (CVC), and Viscose fabrics while optimizing dyeing parameters such as pH, dye concentration, and mordanting methods. To enhance the dyeing process, tannin extracted from tea leaves will be employed as a natural mordant to find out how effective is

mango peel when used with tannin extracted from tea leaf as a natural mordant in terms of color depth and fastness properties.

2. Methodology

2.1 Raw Materials

Three different fabrics (100% grey Cotton fabric, 100% grey viscose fabric and grey CVC fabric) were used for dyeing. These fabrics were collected from a commercial textile mill (Fig.1).




Fig.1. Grey Fabrics, Cotton (a), CVC (b) Viscose (c)

Mango peel powder: Mango peel was extracted from ripe mangos and the extracted peels were dried for 3 days in the heat of sun. By using home blender machine, the peels were triturated. The weight of the powder was 200g (Fig.2).



Fig.2. Dried Mang Peel (a), Mango Peel powder (b)

2.2 Extraction of dye from powdered mango peel

2 Liters of water was taken in a medium sized pot. 200g of mango peel powder was added inside the pot. Then the pot was placed above a burner. The temperature of the mango peel powder solution was monitored by using thermometer. A constant 100°C was maintained for 1 hour. The solution was then filtered by using a 100% viscose fabric. The filtered solution was measured and 500mL of dye solution was obtained (Fig.3).



Fig.3. Dye Extracted from Mango peel.

2.3 Extraction of tannin from tea leaf

Black tea was used for this experiment. 500mL of water was taken in a pot and 50g of black tea leaf was added into it. The pot was placed above a burner and temperature was monitored by using a thermometer. 60° of temperature was maintained for 10 minutes. The offscourings of the tea leaves was separated by using 100% viscose fabric. The remaining tannin was measured and 300mL of solution was obtained (Fig.4). to be used as reinforcement for the composite preparation.




Fig.4. Extraction of Tannin. Tea Leaves (a), Tannin extracted from tea leaf (b).

2.4 Pre-treatment of Fabrics

The gray fabric of cotton, viscose and CVC was pre-treated by doing scouring and bleaching. All three of the gray samples were taken in a pot. After adding necessary chemicals then the pot was taken on a burner and constant 100°C temperature was maintained for 45 minutes. Details of the Pre-treatment process are mentioned in Table 1.

Table 1: Pretreatment Process Parameters

Parameters	Value
Detergent	1 g/L
Caustic Soda NaOH	3 g/L
Hydrogen per oxide (H ₂ O ₂)	5 g/L
Stabilizer	2 g/L
Sequestering agent	0.7 g/L
Time	45 min
Temperature	100°C

2.5 Dyeing of the pretreated samples with mango peel extracted dye

All three of the scoured-bleached samples were rinsed with tap water and put into 500mL mango peel extracted dye solution. The pot of the dye solution was taken on a burner and heated for 60 minutes at 60°C temperature. The fabrics were rinsed with tap water to wash away unfixed dyes. Parameters dyeing process are mentioned in Table 2.

Table 2: Dyeing Process Parameters

Parameters	Value
Mango peel Extracted dye	44.42% o.w.f
Tea Leaf extraction	17.77% o.w.f
Acetic Acid	1g/L
pH	6
Time	80 min
Temperature	100°C

2.6 Finishing Process of the Dyed Fabrics

The fabric was washed with detergent at normal temperature to remove unfixed tannin and dye. The fabrics were dried with an air dryer for 10 minutes.




Fig.5. Mango peeled extracted Dyed Fabrics (a) Cotton (b) CVC and (c) Viscose

2.7 Measurement of Color Fastness

The test follows the ISO 105 X12:2016 standard. This test is performed under both dry and wet conditions. Color fastness to washing test is done to determine how well a dyed fabric resists color loss when subjected to washing conditions. The

test follows the ISO 105 C06:2010 standard for textiles and is performed under specified conditions including detergent, temperature, and washing time.

2.8 Measurement of K/S (Spectrophotometer)

K/S\ (Kubelka-Munk Function) was measured by Spectrophotometer. K/S values were measured across wavelengths of 400 nm, 500 nm, 600 nm, and 700 nm, at intervals of 10 to 90.

3. Results and Discussions

3.1 Color Fastness to Rubbing

Color fastness to rubbing test evaluates how much color is transferred from the surface of a dyed fabric to another surface when rubbed. It reflects how resistant the dye is to abrasion and friction. The rubbing test evaluates the degree of color transfer from fabric to a white testing fabric when rubbed under both dry and wet condition. This test determines the durability and usability of the dyed fabric when the product will experience frequent contact and friction. Fig.6 shows the color fastness to rubbing test results for three fabrics.







Test	Cotton	CVC	Viscose
Dry	 Rating 4-5	 Rating 4-5	 Rating 4-5
Wet	 Rating 3-4	 Rating 3-4	 Rating 3-4

Fig.6. Color Fastness to Rubbing of three dyed Fabrics.

The results are graded based on the amount of color transferred on a scale from 1 to 5. 1 indicates heavy staining and 5 indicates no staining. All dyed fabrics showed excellent color fastness under dry conditions by scoring 4-5. This ensures that the natural dye extracted from mango peel and tannin as a mordant is well-fixed to the fabric with minimal color transfer under dry friction. For most end-use applications a score of 4-5 is satisfactory when the products are less likely to be exposed to wet conditions during use. The performance of the fabrics under wet conditions was slightly reduced. It showed a score of 3-4. Wet rubbing

increases the color transfer because the moisture can weaken the bond between the dye and the fabric. While the performance is still acceptable because a score of 3-4 indicate moderate fastness. The reduction in fastness under wet conditions raises some concerns for fabrics intended for high-moisture environments.

3.2 Color fastness to wash

Color fastness to wash determines how well the fabric's color resists fading during laundry which evaluates the ability of dyed fabrics to keep their color after washing at a specified temperature. The color fastness to washing test assesses both the color change of the test fabric itself and the staining it causes on adjacent fabrics. Both color change and staining are rated on a scale from 1 to 5 using grey scales. The standard requires testing the fabric against multiple adjacent fabrics to determine the degree of staining on those adjacent fibers. In this wash fastness test for three samples were evaluated against six adjacent fibers: acetate, cotton, nylon, polyester, acrylic, and wool. Table 3 shows the color fastness to wash for three fabrics.

All three fabrics show excellent performance in the wash fastness results for staining on acetate, cotton, nylon, polyester, acrylic, and wool with most adjacent fibers scoring 4-5. This indicates that there was very minimal to no staining on adjacent fibers during washing. That means the dye adhered well to the fabric without bleeding significantly.

Table 3: Color fastness to wash (Staining)

Fabric	Acetate	Cotton	Nylon	Polyester	Acrylic	Wool	Color Change
Cotton	4-5	4-5	4-5	4-5	4-5	4-5	3-4
CVC	4-5	4-5	4-5	4-5	4-5	4-5	3-4
Viscose	4-5	4	4	4	4	4	3-4

For Viscose Fabric, the staining results slightly decrease to a score of 4 for nylon, polyester, acrylic, and wool. Though it is still within an acceptable range but this minor reduction indicates a slight tendency of the dye to transfer to these fibers under washing conditions. The color change for all three fabrics was consistently rated 3-4. This indicates moderate to good resistance to fading. The color loss observed after washing shows that the dye is not fully stable under washing conditions and some fading does occur. A color change score of 3-4 is acceptable for many applications, but for fabrics that require high durability.




Fig.7. Color Fastness to Wash of three dyed Fabrics.

3.3 K/S Parameters and CMC of Dyed Fabrics

K/S which measures color strength and depth of color. Commonly used to assess dye uptake and shade depth on fabrics. The K/S value helps in understanding how well the dye has been absorbed by the fabric. K/S results of three dyed Fabrics are shown in Table 4. Viscose dyed fabric demonstrates the highest overall K/S values, indicating the deepest color depth and strongest dye uptake, making it the most vibrant of the three samples. Cotton dyed fabric has a moderate dye uptake, showing a strong color in the blue region but weaker in the red. CVC dyed fabric has the lightest color strength, slightly lower than cotton, and does not achieve high saturation at any wavelength. For applications requiring intense and saturated colors, Viscose dyed fabric would be the preferred choice due to its high K/S values, suggesting optimal dye penetration. In contrast, Cotton and CVC dyed fabrics 2 could be better suited for lighter shades. The CMC (Color Measurement Committee) values provide insights into the color differences between each fabric under different illuminants (D65-10, TL84-10, A-10) and color coordinates (L^* , a^* , b^* , C^* , h^*). The values of ΔL^* , Δa^* , Δb^* , ΔC^* , and ΔH^* indicate the variations in lightness, red-green, yellow-blue, chroma, and hue, respectively. These differences are essential for understanding the quality and consistency of dye application across the dyed fabrics. CMC values of three dyed Fabrics are shown in Table 5. Cotton dyed fabric shows a moderate increase in lightness (L^*) and chroma (C^*) under different illuminants, suggesting stable coloration under varying light sources. However, the hue (h^*) shifts slightly, indicating potential sensitivity to lighting conditions. CVC dyed Fabric maintains higher lightness (L^*) and chroma (C^*) values across all light sources compared to Sample 1, but the hue (h^*) changes more significantly, indicating more noticeable color changes under different lighting. Viscose exhibits the highest chroma (C^*) values, indicating a more vivid color under each illuminant. The lightness (L^*) is lower than the other samples, making this sample appear slightly darker.

Table 4: Color fastness to wash (Staining)

Wave length (nm)	Cotton (K/S)	CVC (K/S)	Viscose (K/S)
400	Highest values, indicating deep color strength	Lower values than Cotton, but closer to it at higher intervals	Generally highest across intervals, showing the most intense color depth
500	Moderate color strength	Similar to Cotton, but slightly lower	Higher than both Cotton and CVC, especially at higher intervals
600	Moderate to low color strength	Similar trend to Cotton but slightly lower values	Highest, showing deeper color penetration
700	Lowest color strength	Similar trend to other Fabrics but lower overall	Highest values, indicating deeper color in the red spectrum

Table 5: CMC values of Three dyed Fabrics.

Parameters	Cotton	CVC	Viscose
D65-10	$L^* = 67.48$ $a^* = 6.59$ $b^* = 19.18$ $C^* = 20.27$ $h^* = 71.05$	$L^* = 68.63$ $a^* = 5.96$ $b^* = 18.40$ $C^* = 19.34$ $h^* = 72.05$	$L^* = 66.40$ $a^* = 7.53$ $b^* = 23.15$ $C^* = 24.34$ $h^* = 71.98$
TL84-10	$L^* = 68.68$, $a^* = 6.44$, $b^* = 21.79$, $C^* = 22.73$, $h^* = 73.54$	$L^* = 69.77$ $a^* = 5.89$ $b^* = 20.92$ $C^* = 21.73$, $h^* = 74.27$	$L^* = 67.81$, $a^* = 7.28$, $b^* = 26.26$, $C^* = 27.25$, $h^* = 74.51$
A-10	$L^* = 69.42$, $a^* = 10.43$, $b^* = 21.33$, $C^* = 23.74$, $h^* = 63.94$	$L^* = 70.46$, $a^* = 9.68$, $b^* = 20.40$, $C^* = 22.57$, $h^* = 64.61$	$L^* = 68.64$, $a^* = 11.81$, $b^* = 25.86$, $C^* = 28.16$, $h^* = 65.21$

However, the hue shift is pronounced, which may affect color consistency under varying light. Color Consistency of cotton is relatively stable in terms of hue, but CVC and Viscose exhibit more significant changes under different lighting, with Viscose being the most sensitive. Chroma (C^*) of Viscose has the highest chroma values, indicating a more intense color, while Cotton has the lowest, potentially

due to differences in dye concentration or fabric interaction. Lightness (L)** of CVC is the lightest, while Viscose appears the darkest, which could impact visual perception in practical applications.

4. Conclusion

This study highlights the potential of using natural dyes extracted from organic waste like mango peels as a sustainable alternative to synthetic dyes. By applying the dye to cotton, CVC, and viscose fabrics, this study shows that natural dyes can produce colors with satisfactory fastness properties when combined with a natural mordant such as tannin extracted from tea leaves. The use of tannin as a mordant enhances dye fixation while maintaining eco-friendly dyeing practices. The findings suggest that by optimizing dyeing parameters like dye concentration, pH levels, and mordanting methods natural dyes can offer comparable performance without the environmental hazards. Moreover, this study contributes to the ongoing effort to reduce waste and promote sustainability in textile manufacturing by utilizing waste like mango peels. Future studies could explore the long-term durability of these dyes under different environmental conditions and further optimizing the processes for bulk production.

References

[1] R. Kant, "Textile dyeing industry an environmental hazard. Natural Science," ResearchGate, vol. 4 (1), pp. 22-26, 2012.

[2] R. M. Thomas Bechtold, "Handbook of Natural Colorants," John Wiley & Sons., 2009.

[3] S. & V. Rani, "Application of natural dyes on textiles," International Journal of Research in Applied, Natural and Social Sciences, vol. 3, no. 5, pp. 89-102, 2015.

[4] M. K. Y. Y. K. Tiwari, "Cotton fabric dyeing process from Eucalyptus camaldulensis leave' s natural dye Cotton fabric dyeing process from natural dye.," ResearchGate, pp. 79-82, 2017.

[5] M. I. A. R. M. A. H. a. A. M. S. M. Salauddin Sk, "Review on Extraction and Application of Natural Dyes," Textile & Leather Review 4(4), p. 218–233, 2021.

[6] T. N. M. N. W. W. Faisal Rehman, "Study on Tencel Fabric Dyeing with Pomegranate Peel Natural Dyes," Asian Journal of Chemistry, vol. 29, 2017.

[7] M. G. Uddin, "Extraction of eco-friendly natural dyes from mango leaves and their application on silk fabric," Textiles and Clothing Sustainability, 2015.

[8] T. T. D. A. M. L. B. S. Million Ayele, "Natural dyeing of cotton fabric with extracts from mango tree: A step towards sustainable dyeing," Sustainable Chemistry and Pharmacy, vol. 17, 2020.

[9] M. e. a. Shahid, "Fruit waste as a source of natural dye: A review," Journal of Cleaner Production, vol. 57, pp. 10-15, 2013.

[10] A. K. & A. Samanta, "Application of natural dyes on textiles," Indian Journal of Fibre & Textile Research, vol. 34, pp. 384-399, 2009.

[11] M. e. a. Yusuf, "Mango peel waste as a source of natural dye for textile dyeing," Journal of Cleaner Production, vol. 149, pp. 686-694, 2017.

[12] S. e. a. Ali, "Environmentally friendly dyeing of textiles using natural dyes," Sustainable Chemistry & Engineering, vol. 2, no. 3, pp. 134-146, 2009.

[13] M. Pervaiz, "Tea tannin as an eco-friendly mordant for natural dyeing of cotton fabric," Sustainable Chemistry and Pharmacy, vol. 15, 2020.

[14] A. K. & A. P. Samanta, "Application of tannins as natural mordants," Indian Journal of Fibre & Textile Research, vol. 34, pp. 384-399, 2009.

[15] S. e. a. Ali, "Natural dyeing of viscose fabrics using tannin mordants," Textile Research Journal, vol. 79, no. 12, pp. 1104-1111, 2009.